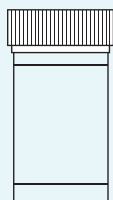



For Liquid Based Samples & Swabs

VCS supplies: specimen bags, small zip lock bags with liner and Reply Paid* satchels.


TRIPLE BAG SYSTEM FOR LIQUID BASED SAMPLES




1
Ensure sample is labelled with patient surname, given name and DOB.



2
Place in the small zip lock bag with liner.



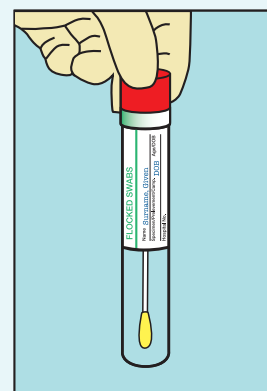
3
Enclose within the larger specimen bag. The request form should be placed in the outer pocket of the specimen bag.



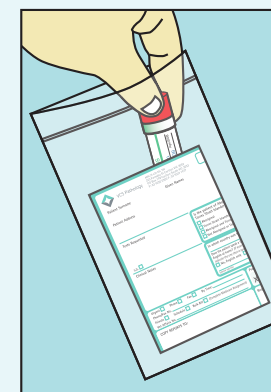
4
Place samples for posting* in the VCS Pathology reply paid satchel (up to 6 samples per satchel), meeting Australia Post requirements for triple packaging of Category B items for postage within Australia.

* For courier pick ups – Steps 1, 2 & 3 only apply


SWABS



1
Ensure swab is labelled with patient surname, given name and DOB. For self-collected CST specimens a Copan FLOQ 552C swab must be used.



2
Place swab into Specimen Bag and request slip into outer pocket.



3
Place specimen bag/s in the VCS reply paid satchel (up to 6 samples per satchel) or for reply paid post outside of Victoria, use an Australian Post parcel post satchel addressed to VCS.

VCS DETAILS

Postal address:
VCS Pathology
Reply Paid 178
Carlton South Vic 3053

Orders:
Via website: www.acpcc.org.au/practitioners/order/
Via email: stores@vcs.org.au

General Enquiries:
Phone – 1800 611 635